

TRANSPORT AUSTRALIA

Moving the nation

National public poll | 2026

Transport Australia commissioned Talbot Mills Research to run a nationwide online survey on Australians views of the transport network. The survey was conducted between 19th to 25th February 2026. The total number of respondents was 1225 covering a national representative sample of 1000 Australian adults.

Interlocked age, gender and regional quotas were used during sampling. Weighting was further used to enhance how closely the results represent the adult population of Australia. The total effective margin of error for the full sample at the 95% confidence level is $\pm 3.1\%$.

Powered by



 Transurban

 TALBOT
MILLS
RESEARCH

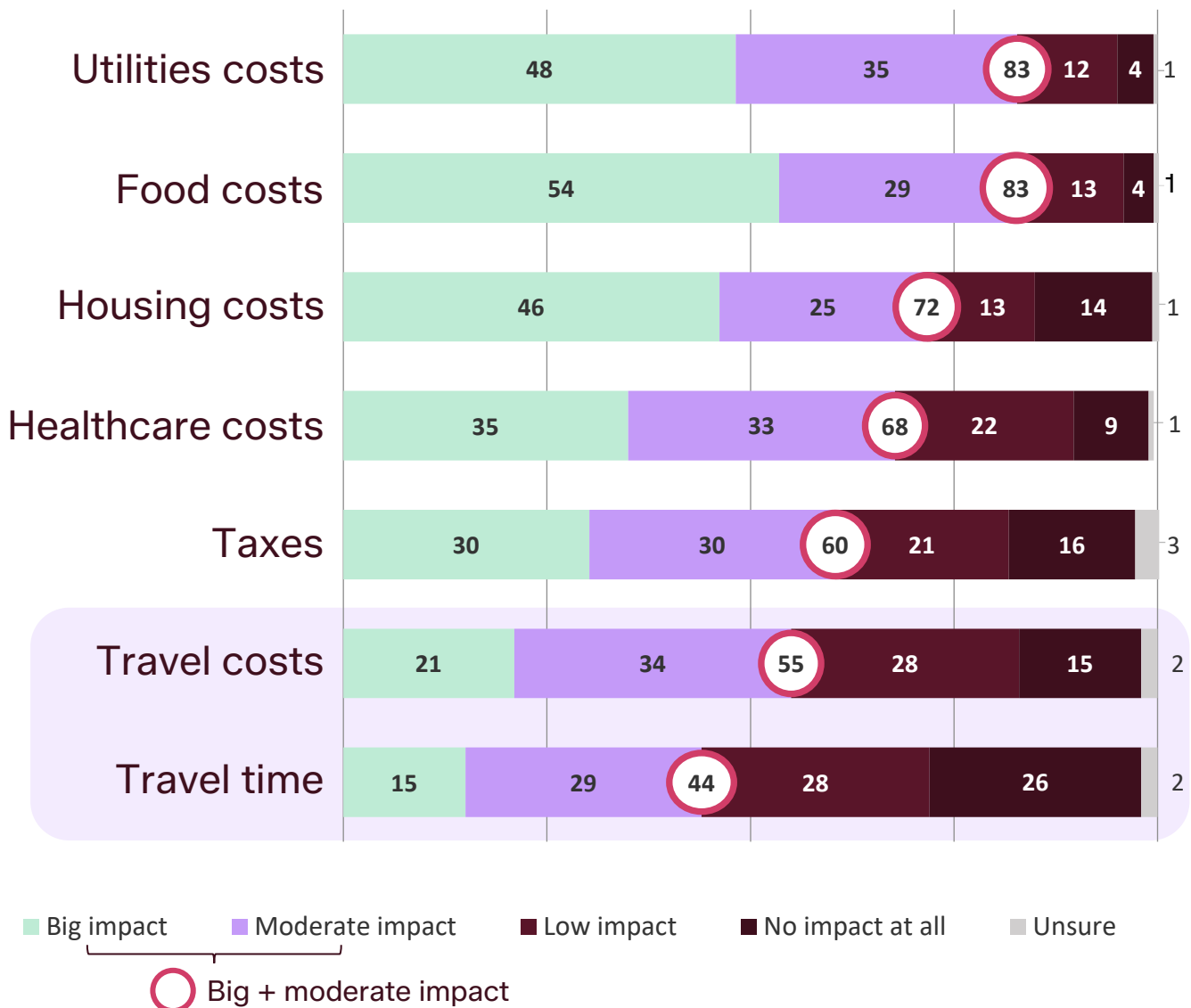
COST OF LIVING

HOW MUCH DOES EACH ISSUE IMPACT THE QUALITY OF YOUR EVERYDAY LIFE? (%)

Transport pressures are becoming part of everyday life for Australians

For many Australians, transport isn't just about the journey, it's a major line item in the household budget and a constant race against the clock.

- 55% say travel costs significantly impact their daily lives.
- 44% of Australians say travel time significantly impacts their daily lives.

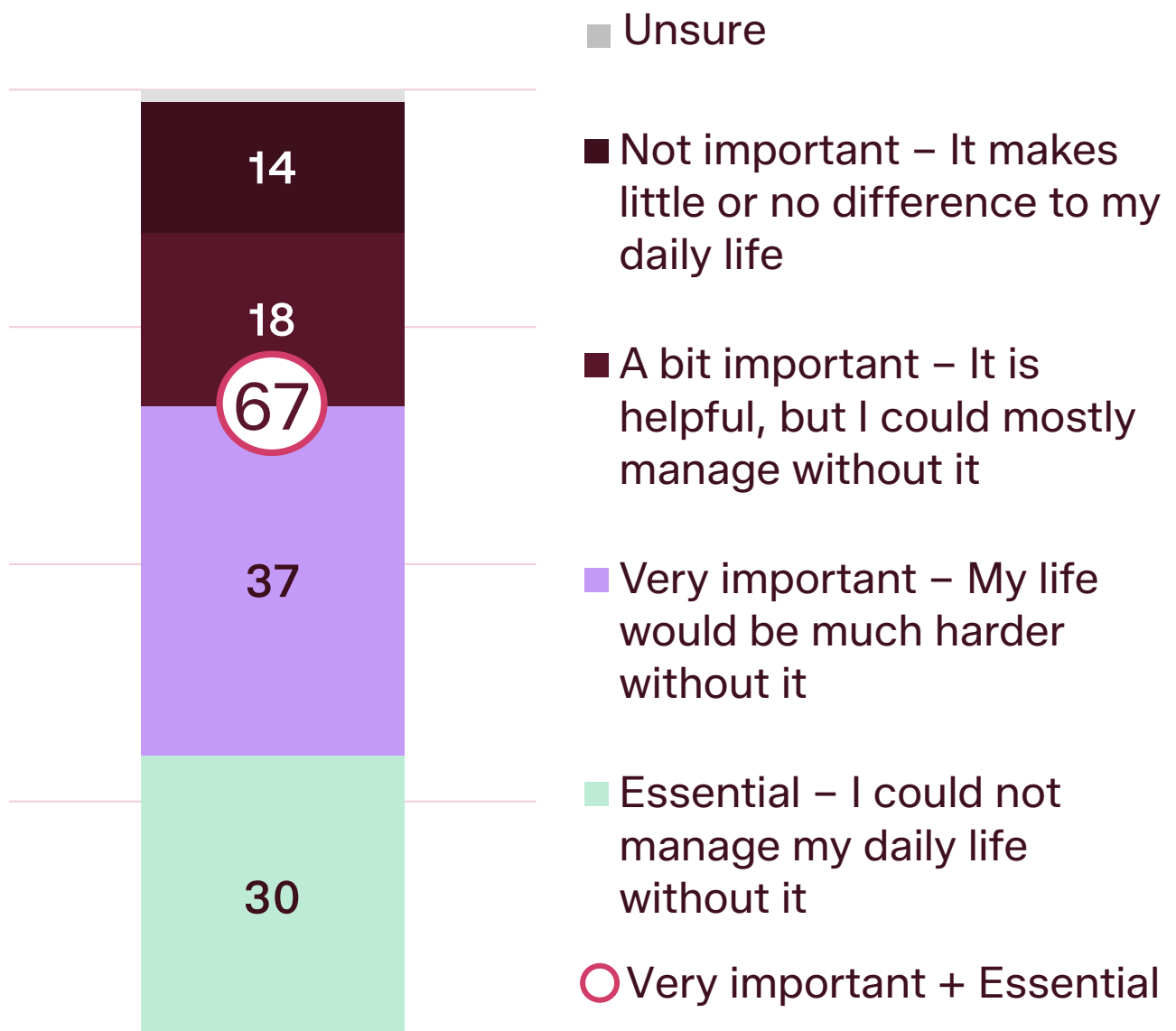


IMPORTANCE OF THE TRANSPORT NETWORK

HOW IMPORTANT IS THE TRANSPORT NETWORK (I.E. ROADS, TRAINS, TRAMS AND BIKE PATHS) TO YOUR EVERYDAY LIFE? (%)

Transport is central to Australian life.

The transport network is essential to most Australians' everyday lives, with 67% saying it was very important or essential.



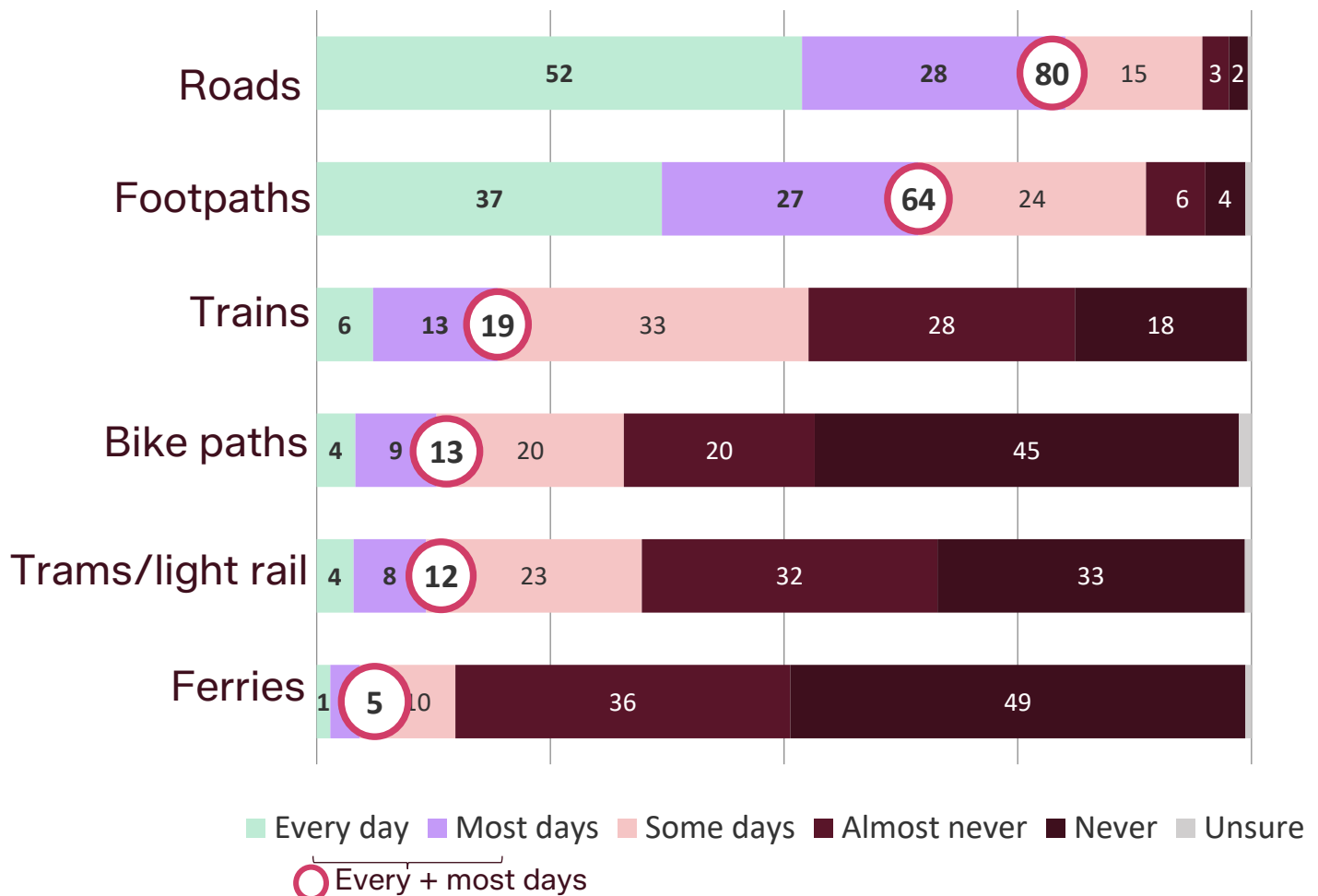
TRANSPORT NETWORK USAGE

HOW OFTEN DO YOU USE EACH OF THE FOLLOWING? (%)

Australians rely on the whole transport network, not just roads.

While roads remain the backbone of daily travel, Australians use multiple parts of the transport network in their daily lives, highlighting why investment and planning needs to extend beyond roads alone to support the full system that keeps people moving.

- **80% of Australians use roads most or every day**, making them the backbone of the transport network.
- **64% use footpaths most or every day**, showing how important local walking connections are for everyday trips.
- **19% use trains most or every day**, demonstrating the role of rail in regular commuting.
- **13% use bike paths most or every day**, reflecting the growing role of active transport infrastructure.



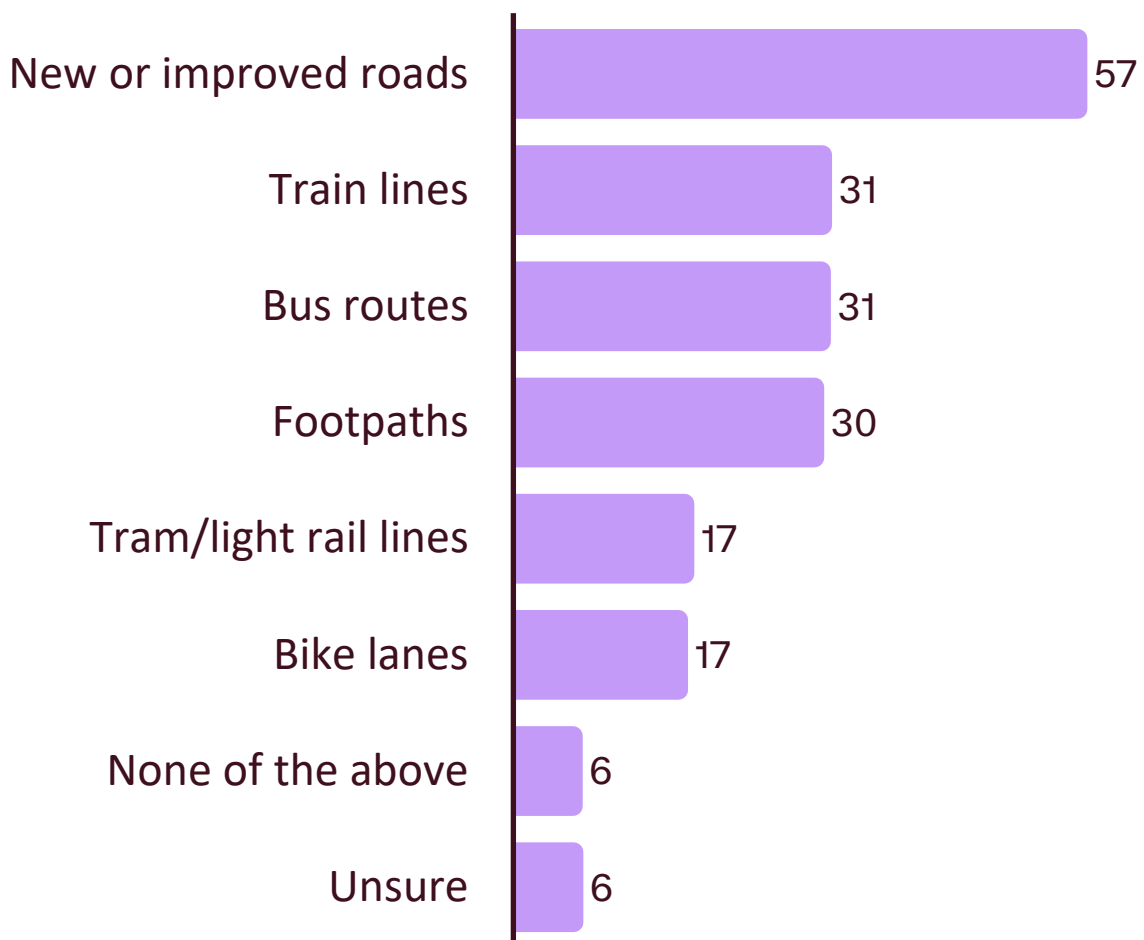
TRANSPORT INFRASTRUCTURE PRIORITY

WHAT NEW OR IMPROVED TRANSPORT INFRASTRUCTURE WOULD YOU LIKE TO SEE? (%)

Australians want to see more investment across all modes.

Specifically, in new or improved road infrastructure. However increasingly, Australians want to see greater investment in public and active transport, with desire for investment in these areas outstripping day to day usage – indicating a significant amount of untapped demand.

- 57% of Australians want to see new or improved roads
- 31% of Australians want to see investment in rail lines and bus routes, well over the 19% who use trains most/every day.
- 30% want to see investment in footpaths



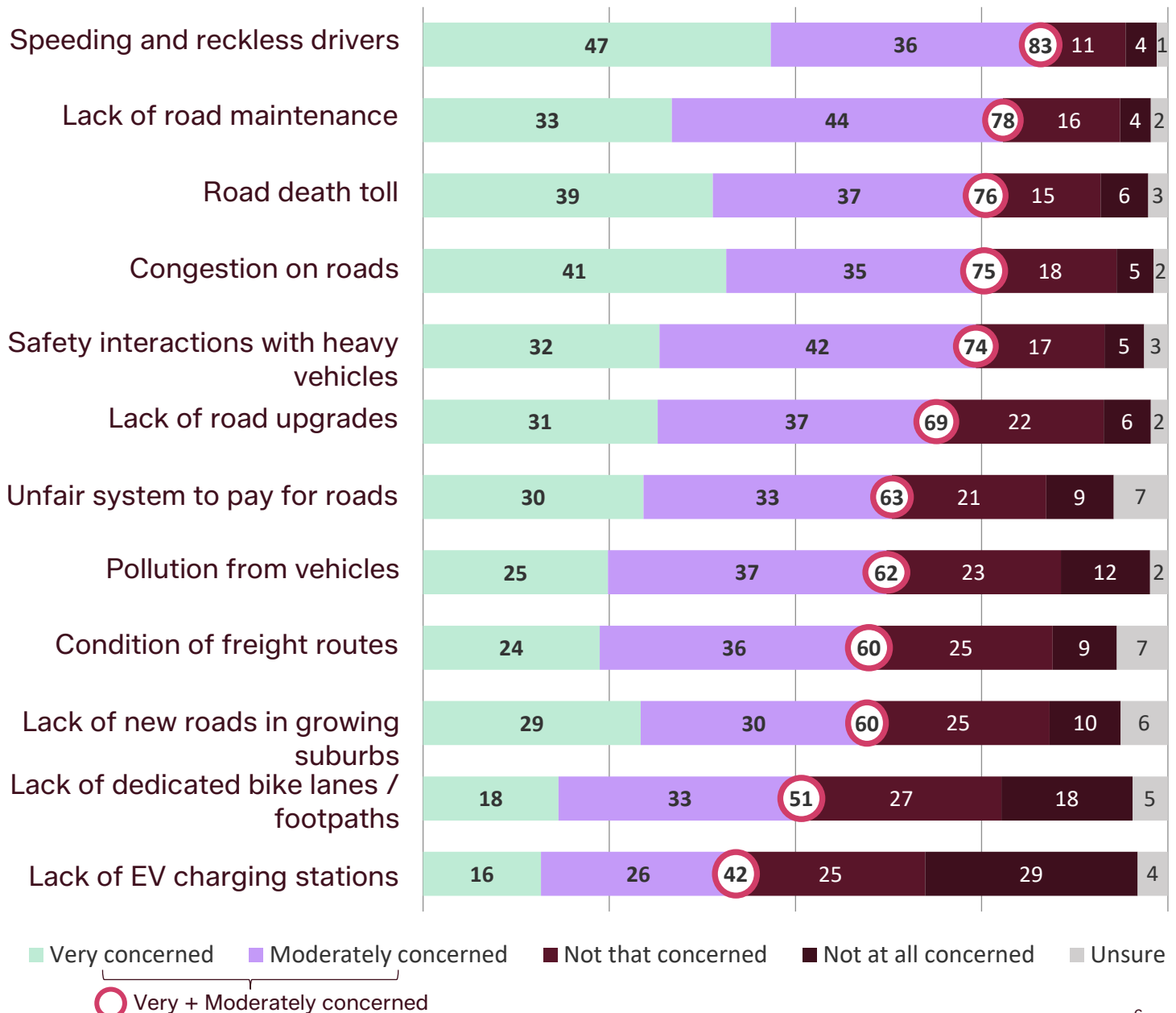
CONCERNS ABOUT THE ROAD NETWORK

HOW CONCERNED ARE YOU ABOUT EACH OF THE FOLLOWING ROAD NETWORK ISSUES? (%)

Australians are increasingly worried the transport network isn't keeping up.

Concern about driver behaviour, maintenance, road death toll and congestion suggests many Australians feel the network is under growing strain and not keeping pace with demand.

- 83% are concerned about speeding and reckless drivers
- 78% are worried about road maintenance
- 76% are worried about the road death toll
- 75% are concerned about congestion



TRANSPORT AUSTRALIA

Transport Australia champions an integrated and sustainable transport system as the enabler for a prosperous Australia.

We connect government and industry to promote sustainable economic growth and liveability.

We represent more than 120 organisations including transport agencies, major contractors and consultants, asset owners and operators, material suppliers and technology providers.

transportaustralia.org.au